

CHOICES VOICES

Issue 186- December 2025

Day & Residential Happenings



If you would like to receive this newsletter by E-mail, please give your E-mail address to Choices Network, Inc. by contacting Kenna Boyce at kboyce@choicesnetwork.net. This newsletter can also be accessed via the website at www.choicesnetwork.net Or you can follow us on "Facebook" by entering Choices Network, Inc. and tapping the "like". Choices Network, Inc. Day and Residential Management can be reached between 8:00 am to 3:00 pm at 785-820-8018, after hours Day can be reached at 785-714-0036 and Residential at 785-714-0095.

December Project Christmas Tree Ornaments




Supplies:

- 3 Green Popsicle Sticks
- 1 Purple Popsicle Stick
- 4 " of Twine
- Sticker Rhinestones
- Glittery Foam Star Stickers
- Utility Knife or Cutting Tool
- Hot Glue or Alternative

Directions:

1. Cut the green popsicle sticks into 6 pieces in 1/2", 1", 1-1/2", 2", 2-1/2" and 3" lengths.



2. To cut the popsicle sticks, firmly cut into the popsicle stick on both sides of the popsicle stick a few times. Then bend it and it should cleanly snap apart where you scored it.



3. Add a generous glob of hot glue on the end of the purple popsicle stick, place both ends of the twine on top of the glue, then sandwich the 1/2" piece of green popsicle stick on top to hold the twine hanger in place.



4. Line up the remaining 5 green popsicle stick pieces evenly on the purple popsicle stick and glue them in place with hot glue.
5. Use hot glue to attach the sparkly foam sticker star.
6. Decorate your tree with the glittery rhinestones!

December Birthdays

Arsenio N.	2nd
Caden W.	2nd
Kyle W.	2nd
Leah B.	4th
Carlee S.	5th
Brett W.	10th
Joshlin H.	11th
Taryn H.	11th
Pamala S.	11th
Austin R.	12th
Trinity D.	13th
Matthew H.	13th
Noah J.	13th
Doug L.	13th
Kirk C.	14th
James M	14th
Isaac B.	15th
Christofer L.	15th
Chad H.	16th
Brandi K.	17th
Marcus F.	20th
Christian H.	20th
Josh S.	21st
Evea W.	23rd
Daniel C.	25th
Lane A.	26th
Blaine P.	26th
Nathan C.	27th
River N.	27th
Casey S.	27th
Danae W.	27th
Dustin B.	29th
Emily M.	29th
Krista T.	30th
Alexander B.	31st
Blayne F.	31st

CALENDAR OF EVENTS



Office Closed: 2025

December 24, 25, 26th – Christmas

2026

January 1st – New Year's Day

Upcoming CPR Dates

December 10th - 1:00-4:00

January 14th - 1:00-3:00



If you have not renewed in the last 12 months, you must do so within the next 90 days.

Please RSVP to Matt Garretson at (785) 820-8018.

Choices Network, Inc. Lawn and Maintenance Crew

If you are needing

Lawn Maintenance • Lawn Clean-up
• Trash Removal • Leaf Raking •
Hedge Trimming • Tree Pruning •
Snow removal

(Whatever your needs may be.
Give us a call!) Please contact Mike Highsmith at Choices Network Inc. office at 785-820-8018. We offer free estimates and have very competitive pricing.

CHRISTMAS WORD SEARCH



M	E	N	H	X	W	I	S	E	M	E	N	U	I	F	D	V	A
S	L	E	I	G	H	T	N	P	T	C	J	Y	V	N	U	D	R
C	V	Q	B	I	A	M	H	B	I	Z	J	L	W	O	E	V	H
G	H	S	T	A	R	J	O	R	N	F	Q	L	A	V	S	L	G
N	I	F	R	D	M	D	V	J	S	J	I	O	N	V	T	C	A
C	Y	F	G	E	O	A	P	O	E	I	E	H	F	W	N	P	R
L	U	H	T	P	I	G	N	Y	L	K	Q	S	K	N	E	O	L
B	J	Q	L	S	C	N	X	G	V	H	T	R	U	K	M	I	A
E	N	N	T	G	T	Z	D	P	E	V	G	F	B	S	A	N	N
L	E	U	M	N	N	J	I	E	W	R	R	D	S	U	N	S	D
L	I	T	I	I	Y	X	A	U	E	L	A	T	R	S	R	E	G
S	F	C	S	K	V	M	W	E	E	R	L	B	E	W	O	T	Z
V	D	R	T	C	S	N	O	W	M	A	N	E	L	S	A	T	R
Q	H	A	L	O	C	A	E	E	A	U	Y	T	O	T	T	I	D
Q	W	C	E	T	X	A	N	G	E	L	S	H	R	H	N	A	E
K	Y	K	T	S	C	T	K	E	Z	E	K	L	A	G	A	J	R
H	I	E	O	M	H	H	O	E	I	L	E	E	C	I	S	T	B
R	E	R	E	F	I	C	I	Y	T	V	R	H	Y	L	T	J	O
G	L	T	V	E	Y	A	H	M	S	E	U	E	B	Z	L	O	P
X	R	V	R	X	H	C	A	M	N	S	X	M	B	R	F	R	L
J	T	S	F	K	P	Q	B	Y	N	E	I	H	J	L	F	P	E
W	B	L	Q	Z	D	A	K	S	E	O	Y	G	E	X	P	Y	V



ANGELS BELLS BETHLEHEM CHIMNEY CAROLERS ORNAMENTS GARLAND ELVES
GIFTS JOY HOLLY JESUS LIGHTS MANGER MISTLETOE REINDEER SANTA SLEIGH
POINSETTIA SNOWMAN STAR STOCKING TINSEL TOYS NUTCRACKER WISEMEN

Recipe Corner: Potato Chip Clusters

Ingredients

- **White baking chocolate:** Sweet white chocolate melts into velvety smoothness, acting as the glue that holds these crunchy clusters together. Chop the chocolate before microwaving so it melts evenly.
- **Ridged potato chips:** Use a great-tasting brand of potato chips. Break the chips into coarse crumbles by popping them into a zip-top bag and crushing them with a rolling pin.
- **Pecans:** Nuts add mild flavor and lots of extra crunch. Coarsely chop the pecans; for bonus flavor, lightly toast them.

Instructions

Step 1: Melt the chocolate

In a large microwave-safe bowl, melt the chopped white chocolate. Editor's Tip: The microwave is one of the best ways to melt chocolate. Cover the bowl and heat on low power, stirring often, to ensure the chocolate melts without burning.

Step 2: Add the mix-ins

Gently stir in the crumbled potato chips and pecans.

Step 3: Scoop and chill

Using a tablespoon or a cookie spoon, drop lumps of the chocolate mix onto waxed paper-lined baking sheets. Refrigerate until set.

Editor's Tip: Don't try to rush the chilling step! Letting the confections chill ensures they firm up and meld together, rather than splitting apart when you pick them up.



Snow Dog



Art by Mayline Harrold Fitz



closed umbrella



football



doughnut



flowerpot



butterfly



ice-cream cone




balloon



pointy hat



envelope



pencil



ruler



heart



fish



caterpillar

13

Consumer Corner



Craig cleaning up!



Fun at Rolling Hills Zoo!



Alex having some fun!



Swinging around!



Riding the tram!



Here fishy fishy!



Hanging out at the Interhab Conference!



Roasting Marshmallows!



Fun at the park!



The new way to bowl!



Shannon spending time in the sun!



Interhab Conference!




How many legs does that thing have!

Broc, Matt, and Friends Vacation In Mexico



Matt & his cool amigos dressed in matching flamingos!




Broc's Titanic moment minus Leonardo DiCaprio!

Halloween



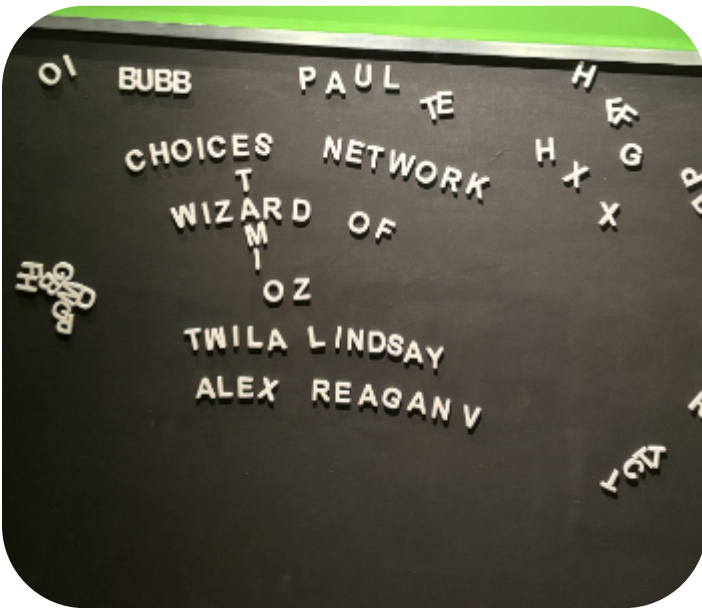
Wizard of Oz











Upcoming Events:

 CHOICES NETWORK DAY SERVICES CHRISTMAS PARTY!
December 23rd 9:30am - 11:30am
 WE WILL BE SINGING KARAOKE AND DRINKING HOT COCOA!
Wear your favorite Christmas or ugly sweater
 Just a reminder, we will be closed the 24th - 26th 

Join us for the 2025 Holiday Open House!
 **DECEMBER 4TH FROM 10AM - 1PM**
 Come and enjoy the company of friends, see a special surprise, and decorate your own holiday cookie!


Chamber Bucks will be available for pick-up at the open house!

Outings are being planned for:

The Sternberg Museum

Flinthills Discovery Center

A&H Farms

Please watch for more information!

Word Search & Hidden Picture Keys

M E N H X W I S E M E N U I F D V A
 S L E I G H T N P T C J Y V N U D R
 C V Q B I A M H B I Z J L W O E V H
 G H S T A R J O R N F Q L A V S L G
 N I F R D M D V J S J I O N V T C A
 C Y F G E O A P O E I E H F W N P R
 L U H T P I G N Y L K Q S K N E O L
 B J Q L S C N X G V H T R U K M I A
 E N N T G T Z D P E V G F B S A N N D
 L E U M N N J I E W R R D S U N S D
 L I T I I Y X A U E L A T R S R E G
 S F C S K V M W E E R L B E W O T Z
 V D R T C S N O W M A N E L S A T R
 Q H A L O C A E E A U Y T O T T I D
 Q W C E T X A N G E L S H R H N A E
 K Y K T S C T K E Z E K L A G A J R
 H I E O M H H O E I L E E C I S T B
 R E R E F I C I Y T V R H Y L T J O
 G L T V E Y A H M S E U E B Z L O P
 X R V R X H C A M N S X M B R F R L
 J T S F K P Q B Y N E I H J L F P E
 W B L Q Z D A K S E O Y G E X P Y V

**ANGELS BELLS BETHLEHEM CHIMNEY
 CAROLERS ORNAMENTS GARLAND
 ELVES GIFTS JOY HOLLY JESUS
 LIGHTS MANGER MISTLETOE
 REINDEER SANTA SLEIGH POINSETTIA
 SNOWMAN STAR STOCKING TINSEL
 TOYS NUTCRACKER WISEMEN**



Ongoing Activities:

Monday through Friday - Walking at Jerry Ivey Park at 8:00am to 9:00am Walking at the Central Mall at 8:00am to 9:00am during the winter season or inclement weather days.

Monday, Tuesday, Thursday, and Friday - Exercise at the K-State Salina gym from 9:30am to 11:45am.

Wednesday - Lunch and Bowl at The Alley from 11am to 1:00pm. Cost is \$14.50.

Friday – BINGO at Choices 10am to 11am.

Friday - The Garage

Friday (Sometimes on Mondays) - Tour Rolling Hills Zoo from 10am to 1pm.

CALENDAR OF COMMUNITY ACTIVITIES AVAILABLE IN SALINA:

Discovery Center and Park, 1323 E. Iron, Salina, KS. The nature center displays many educational stations that help connect people with the local wildlife through discovery and exploration. The park offers 5 acres of trails.

Salina Art Center, 242 S. Santa Fe, Salina, KS. The Art Center's programming is connected to a schedule of contemporary visual art exhibitions of work by regional, national, and international artists in a wide variety of media.

Central Kansas Flywheels Yesteryear Museum, 1100 W. Diamond Dr. Salina, KS. An interactive and informational museum focusing on the agricultural history of Kansas.

Smoky Hill Museum, 211 W. Iron, Salina, KS. The Smoky Hill Museum explores history in unexpected ways with interactive fun around every corner. It's a big-city museum in a small package intentionally designed to make kids eager to stay longer and adults want to come back for more.

Sculpture Tour Salina, Downtown Salina, KS. Sculpture Tour Salina (STS) is an annual juried competition and exhibition. The exhibition is open to all artists creating works suitable for outdoor display. Between 20 and 30 sculptures are selected and carefully sited in historic downtown Salina to be displayed for one year.

Rolling Hills Zoo 625 N. Hedville Rd. Salina, KS. Here you can get face-to-face with a majestic snow leopard, an Indian rhino, a curious orangutan, an ornery armadillo, or many of the other 100+ species of wildlife at home in our Zoo.

Fossett Plaza 2035 Beechcraft Rd. Salina, KS. The monument honoring Steve Fossett's record setting around-the-world, solo, nonstop flight in the Global Flyer. The historic 22,936-mile, 67-hour flight started and ended at the Salina Regional Airport.

Salina Fieldhouse, 145 N. 5th, Salina, KS. The Salina Fieldhouse features multi-purpose hardwood and synthetic courts, as well as turf fields. Three hardwood and three synthetic basketball courts are cross lined to include eight volleyball courts and six futsal courts. While turf fields accommodate soccer, football, kickball, baseball, softball and field hockey, hardwood and synthetic courts accommodate volleyball, futsal, dodgeball, cheer, dance, and other activities. The facility also contains specialized equipment such as drop-down batting cages and pitching tunnels.

The Alley, 115 E Ash St, Salina, KS. Bowling, Arcade, Laser tag, Hologate & AJ's Sports Grill.

The Garage – The Garage will contain both classic and custom cars, interactive exhibits, concessions, and gift shop for your family to experience.

Hiking Trail in and around Salina, KS.

Indian Rock Trail is a 1.2 mile moderately trafficked loop trail located near Salina, Kansas

Marty Bender Nature Area Trail 3028 S Holmes Rd, Salina, KS is a 2.8-mile loop trail located near Salina, Kansas and is good for all skill levels. The trail is primarily used for hiking.

Salina Levee Trail, The Salina Levee Trail traverses the flood control levee along the west bank of the Smoky Hill River in Salina. You can access it from E. Crawford at Bill Burke Park or E. Magnolia Soccer Complex.

Jerry Ivey Loop is a 1.4-mile loop trail located in Salina that is good for all skill levels.

YMCA Loop, A trail along river around YMCA. It is a single-track in the middle of the city

